


Erika Verzutti

EV
1
CTM

Colour/Texture Match

Greens
and
Smooth



Reds
and
Soft

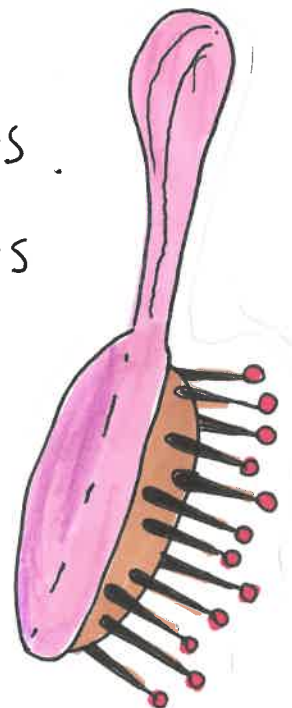
Think about the sculptures and work of Erika Verzutti, she breaks down different colours and textures to connect them into groups and patterns. Creating collections of colours, objects and textures that are connected in different ways.

BRUSH
Spikey
Pink

Using the Verzutti colour and texture chart from the downloadable resource to help you create your own art collections.

See if you can find in your pockets or round your house, different objects that match the colours and textures on your chart.

Place them on the ground to create a collection of what happens when only colours and textures are left behind.



Verzutti

Colour Chart


Think about how the objects would be placed together, which colours would sit next to each other?

Think about the shades and tones.

EV
2
CTM




Reds




Purples




Yellows



Browns




Greens



Blacks




Blues



Whites



Pinks



Greys

Verzutti

EV
3
CTM

Texture Chart

How would the different textures and colours connect together?



Squishy



Spikey



Lumpy




Smooth




Rough



Curved



hairy



Soft



hard