

Dora Budor: Again
Paul Mpagi Sepuya: Exposure
Sat 27 Jan – Sun 5 May 2024

Family Activity

Ways of Seeing

Artists Dora and Paul play with perspective in their artwork. Paul, a visual perspective and Dora, a thinking perspective.

Paul's work is shown so you might see more than one piece at a time, this helps to link the artwork to each other. In his work we are often looking at images within images, as he photographs reflections using mirrors.

Dora's sculptures share hidden stories within architectural spaces that are often not seen. Why a building or a feature is there and why it looks like this.

Word descriptions

Visual – how something might look, or how we see.

Perspective – a **Exhibitions**

way of seeing something when looking, and a way of thinking.

Architectural – relating to the design and construction of building.

Feature - a special part of something.

Family Activity

Word Bank

Use these words to help with the activity.

Hard Soft Smooth Rough Warm

Large Small Pointed Round Square

Squishy Fluffy Light Heavy Spikey

Sticky Bristly Bumpy Feathery Furry

Fuzzy Coarse Cold Slippery

Family Activity

Seeing with your senses

Exploring objects through touch. These objects have been chosen as they are similar to the materials that the artists use in their artworks.

1. Put on the sleep mask, so you can't see.
2. Choose an object from the bag.
3. Explore the object by feeling it with your hands. Try to use different words to describe the object without seeing it. Your grown-up can help by reading out words from the Word Bank.
4. When you are ready, remove your mask. Is the object what you thought you felt?
5. Try again, with another object and repeat.

Family Activity

Seeing with reflection


1. Using the same objects, place them around the gallery, in spaces that are empty and away from the artwork.
2. Take the mirror and find a place where you can see your object by looking in the mirror.
3. What do you notice when the objects are viewed as a reflection?
4. Use the colour paddles to look through and at your mirror. Does it feel warmer or colder? Does it change the mood of the reflection/image?
5. Use the wooden cameras to look at your mirror. What happens now?

Word descriptions


Reflection - the production of an image, as if by a mirror, and questioning as thinking.

Mood – a short feeling or how you are thinking.


Contents




- 1 x Set of **Ways of Seeing** instructions
- 1 x Plain calico bag
- 1 x Small calico zipped bag (pencil case)
- 2 x Blindfolds
- 1 x Soft textured blue ball
- 1 x Hard spiky blue light up ball
- 1 x Black piece of velvet fabric
- 1 x Soft toy_Octopus
- 1 x Natural sponge
- 1 x Comb
- 1 x Nail brush
- 1 x Paint brush
- 1 x Seed Pod
- 1 x Pebble
- 2 x Shells
- (objects may vary due to being replaced)



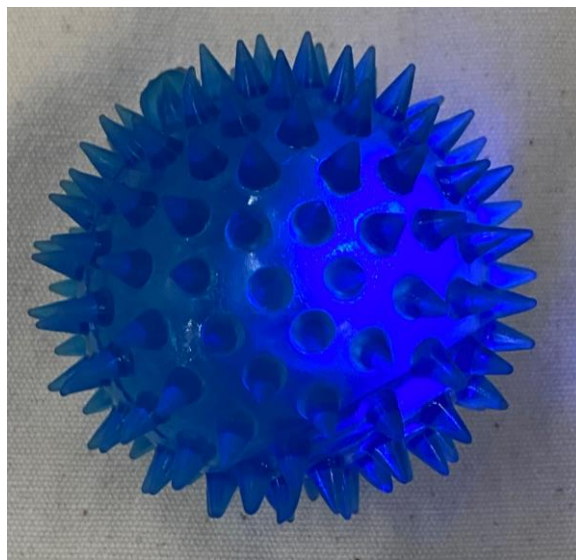
1 x Set of **Ways of Seeing** instructions
1 x Plain calico bag
1 x Small calico zipped bag (pencil case)



2 x Blindfolds



1 x Soft textured blue ball



1 x Hard spiky blue light up ball



1 x Black piece of velvet fabric



1 x Soft toy_Octopus



1 x Natural sponge



1 x Comb



1 x Nail brush



1 x Paint brush



1 x Seed Pod



1 x Pebble



2 x Shells